


A photograph of a modern office hallway with dark wood doors and a teal overlay. The text "Force Privacy Cubicle Range" is centered in the upper half of the image, and "Product Showcase" is in the lower half. A dark blue circle with a white arrow is in the bottom right corner.

## Force Privacy Cubicle Range

# Product Showcase







A flexible and robust floor to ceiling cubicle system that can be used for both shower and toilet cubicles that require enhanced privacy.

## Suitable for:




Education  
(Secondary  
and Higher)



Commercial



Campsites &  
Caravan Parks



Industrial

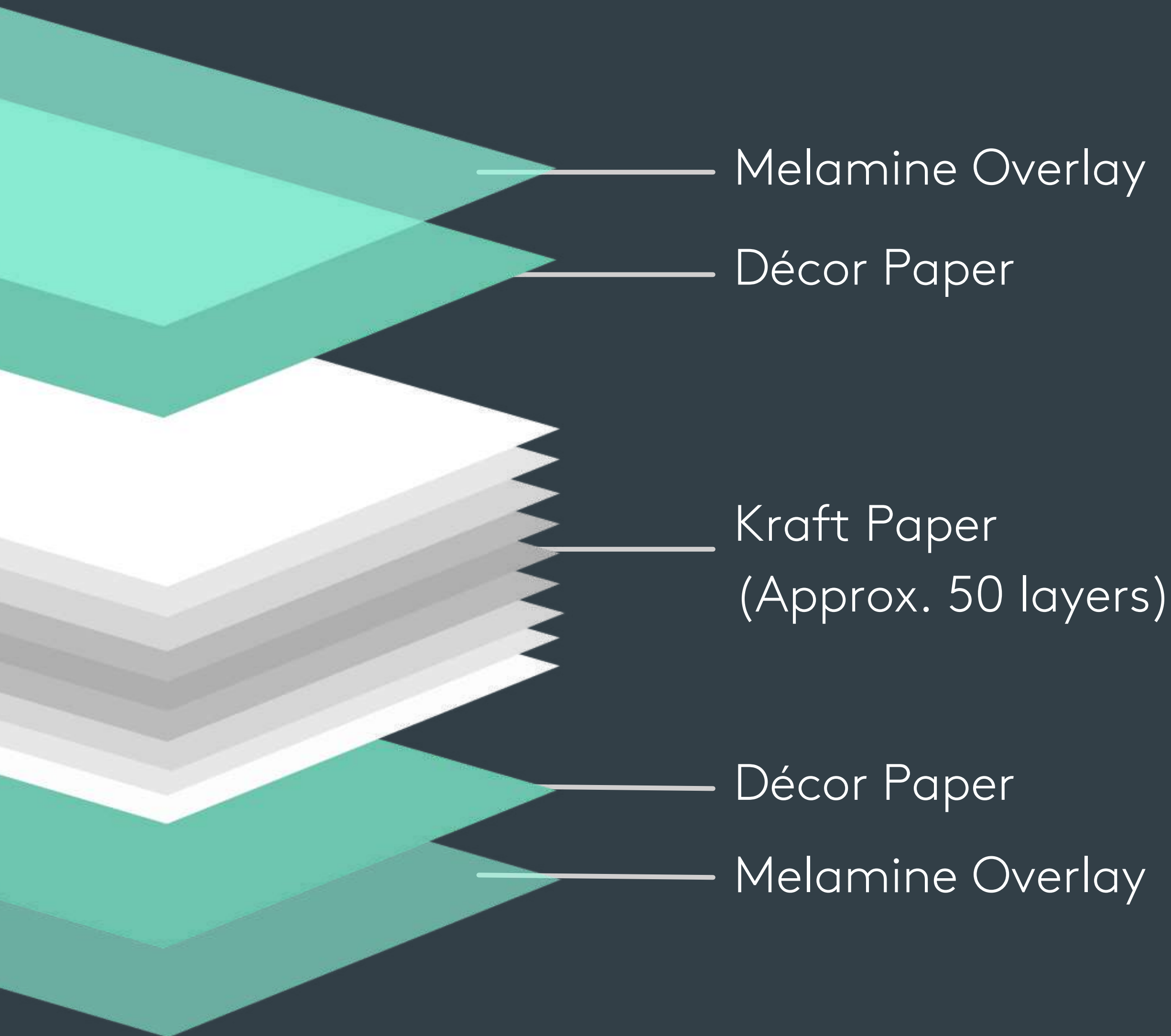


# Compact Grade Laminate

Compact Grade Laminate  
is a dense self-supporting decorative  
panel with a black core offering high  
surface resistance to scratches,  
abrasion, impact and humidity.




# Multi-layered



# Force Cubicle Features



Impact resistant



Crack resistant



Resistant to chemical  
& household products



Moisture resistant



Ease of maintenance



Suitable within  
educational  
settings





Access NBS  
Specification  
Here:



Download  
BIM Model  
Here:





# Details Hinges

Rise and fall hinges

A wide-range of finishes

Powder-coated aluminium

Face-fixed for premium aesthetics







# Details Brackets

Bolt through for durability  
Powder-coated aluminium  
Available in a wide-range of finishes





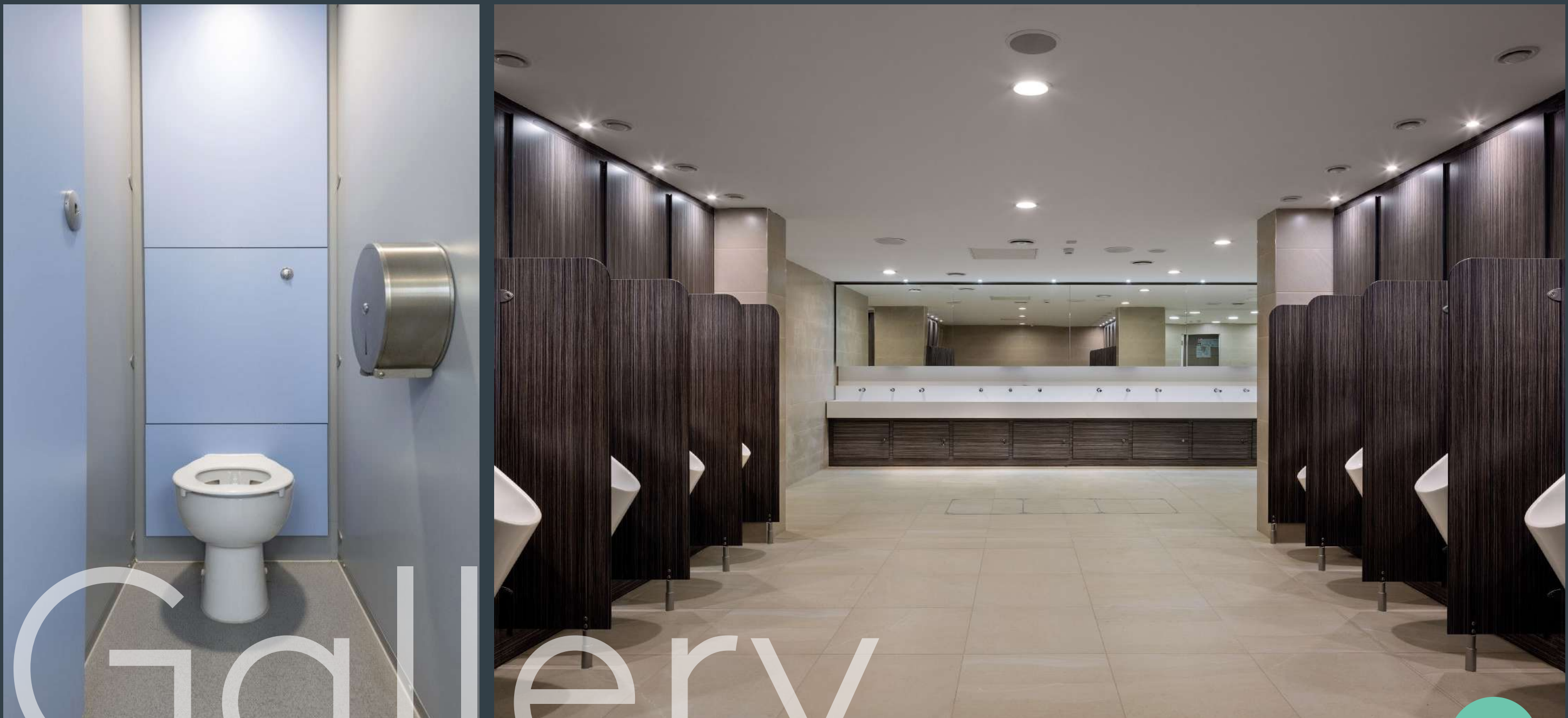
# Details Locks



Emergency coin release  
Includes signal indicators  
Doc 'M' compliant







Gallery





