

Olympus Glass  
Cubicle Range

Product  
Showcase



A premium cubicle system that uses marine grade fittings and toughened glass for a durable yet stunning washroom aesthetic designed for in demand shower areas.

## Suitable for:



High-end  
Commercial



Health & Leisure  
Areas




# Olympus Glass

## Features



Abrasion Resistant



Heat Resistant




Resistant to Chemical  
& Household Products



Moisture Resistant




Ease of Maintenance



Suitable for  
Shower Cubicles



# Olympus Glass



Made from 10mm toughened glass  
Sandblasted for privacy  
Ritec coated for maintenance



# Details Legs

316 marine grade stainless steel legs  
Satin steel finish



# Details Headrail

Tubular headrail for premium aesthetics  
316 marine grade stainless steel ironmongery



Access NBS  
Specification  
Here:



Download  
BIM Model  
Here:



